



Vendor	<b>ABT 360 KT/Y PP PLANT Project</b>			Owner
	Modbus List			 سراج گستران رجال SERAJ GOSTARAN REJAL (سهامی خاص)
	Vendor's Doc. No.: 23249-23	Rev.: 00		
	PPEC Doc. No.: L03-RE037-EL-LST-003			

**PPEC REQ. NO. : L03-RE037-EL-LST-003**

**ITEM NO. :**

**TOTAL PAGES : 04**

tag number to be corrected as follows:

For PT: PT-PK6801-XX

XA : XA-PK6803-XX

(XX:serial number)

assign IP address shall be changeable at site during commissioning

- Vendor's Step Can Be Followed:
- **COMMENTED AS MARKED:** Documents/Drawings Were Checked By PPEC And Marked Comments Must Be Considered By Vendor. Vendor Shall Revise Documents/Drawing As Per Comments And The New Revision Of Documents/Drawings Must Be Revised Prior To Fabrication.
  - **REJECTED:** Documents/Drawings Were Checked And It Is Not In Comply With Purchase Requisition Requirements.
  - **ACCEPTABLE WITH COMMENTS:** Documents/Drawings Were Checked By PPEC And Comments Must Be Considered By Vendor. Fabrication Can Proceed Accordingly. Revised Document To Be Issued Either For Review Or As Final Certified. However PPEC Will Check The Revised Document For Proper Incorporation Of Comments.
  - **NOT RETURNED:** Document Was Received For Information And Not Returned To The Vendor.


Name :  
Signature:  
Date :

Req. No. :

Seq. No.:

PPEC review & comments does not absolve the vendor of the responsibility for the corrected design, manufacturing and operation of the equipment

00	18-04-2025	Issue for Engineering	S.K.	S.K.	J.J.	
REV.	DATE	Description	Prepared by	Checked by	Approved by	Authorized by

Vendor	ABT 360 KT/Y PP PLANT		Contractor (DEC)	Owner
	Modbus List			
	Vendor's Doc. No.: 2 3 2 4 9 - 2 3	Rev.: 00		
	PPEC Doc. No.: L03-RE037-EL-LST-003			

PAGE NO.		CHANGE INDEX DURING FORMAL ISSUE						REASON OF LATEST CHANGE
		FIRST ISSUE	SECOND ISSUE	THIRTH ISSUE	FOURTH ISSUE	FIFTH ISSUE	SIXTH ISSUE	
		REV.00	REV.01	REV.02	REV.03	REV.04	REV.05	
1		X						
2		X						
3		X						
4		X						
5								
6								
7								
8								
9								
10								
11								
12								
13								
14								
15								
16								
17								
18								
19								
20								
21								
22								
23								
24								
25								
26								
27								
28								
29								
30								
31								
32								
33								
34								
35								
36								
37								
38								
39								
54								

## 1 GENERAL

The UCP will be acting as the Server node and the DCS as the Client node.  
Future HAZOP recommendations may require signals to be added.

## 2 Modbus communication settings (configuration parameters)

### 2.1. MCP to/from DCS

Protocol:	Modbus TCP/IP
Baud Rate	Not Applicable
Parity:	Not Applicable
Data bits:	Not Applicable
Stop bit:	Not Applicable
Master/slave:	Not Applicable
Slave adress:	Not Applicable
DCS IP Adress:	*
MCP IP adress:	192.168.10.10
MCP ID:	10
DCS ID:	*

\* To be informed if these parameters of the net are available or need to be changed.

## 3 Legend

Function Code :

3 - Read holding registers

6 - Write holding registers

## 4 Referenced Documents

P&ID

Control philosophy

Wiring Diagram

## 23249-COM - Modbus Mapping List

## ABT 360 KT/Y PP PLANT Project

[illegible]